



2023



+33 (0)2 54 80 90 90



Z.A. «Le Bourg» - 25 rue des Ecoles
41160 La Ville aux Clercs - FRANCE



www.neuro-france.net



TRIONYX®

► TOTAL STERNAL PROSTHESIS

TRIONYX® PROSTHESIS..... 04



ThoRib®

► THORACIC
OSTEOSYNTHESIS

ThoRib®..... 05

ThoRib® PECTUS..... 06



STERNAL REPLACEMENT IMPLANT



► Indications

- Sternal and/or manubrial bone tumor.

► Contents of the system


- TRIONYX® sternal plates (range of 6 sizes)
- Reinforced sternal staples
- Right precurved sternal staples
- Left precurved sternal staples
- Anti-vibration screws

► Specifications

After a sternal resection, the TRIONYX® prosthesis recreates the thoracic rigidity necessary to ensure normal respiratory mechanics and thus eliminate the risk of paradoxal breathing.

The TRIONYX® implant allows a stable and solid reconstruction of the sternum and/or manubrium after total or partial sternectomy.

TRIONYX® protects vital and mediastinal organs such as the heart, large vessels and lungs.



THORACIC OSTEOSYNTHESIS SYSTEM



► Indications

- Severe thoracic trauma
- Thoracic reconstruction
- Rib stabilization after invasive breast tumor resection
- Malignant lung tumor necessitating rib resection
- Gyboplasty.

► Contents of the system

- Costal staples
- Large costal staples
- Simple costal staples
- Large simple costal staples
- Double staples (inter-axis from 30 to 100 mm)
- ThoRib® rods
- Anti-vibration screws
- ThoRib® connector


► Specifications

The THORIB® system solves the problems of thoracic osteosynthesis.

The **ThoRib® emergency kit** allows rapid management of chest trauma.

The ThoRib® connector associated with spinal fixation systems such as CTJ and G2S® makes it possible to protect the dura mater from pulmonary compression in the case of Pancoast tumor.

The ThoRib® system is available in sterile or non-sterile packaging.





► Indications

- Chest wall distortion and malformation treatment
- Pectus excavatum, carinatum and arcuatum

► Contents of the system

- PECTUS staples (thickness : 2,50 mm)
- PECTUS rods (thickness : from 2,50 mm to 3,50 mm)
- Anti-vibration screws

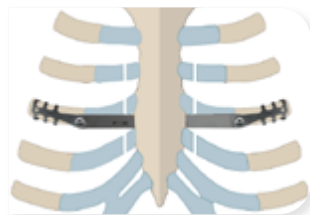
► Specifications

The ThoRib® PECTUS is a system of sternal rods designed to treat congenital deformities of the chest wall.

Thicker than a standard ThoRib® implant, ThoRib® PECTUS rods and staples have been specially developed to treat severe thoracic deformities. They allow a solid maintenance of the chest wall and a suppression of cardiac and pulmonary compression in the case of a PECTUS EXCAVATUM.

The PECTUS system also makes it possible to reduce the physical complexes of the patients related to these deformations.

The ThoRib® PECTUS system is available in sterile or non-sterile packaging.





— Your partner in thoracic surgery

NEURO FRANCE Implants



Please read the appropriate instructions carefully.

These implants are class IIb medical devices and are marked  0459

Our notified body is the GMED.

— Your partner in thoracic surgery

NEURO FRANCE Implants



Z.A «Le Bourg» - 25 rue des Ecoles
41160 La Ville aux Clercs - FRANCE

Phone : +33 (0)2 54 80 90 90 / Fax : +33 (0)2 54 80 83 33

neurofrance@neuro-france.net

www.neuro-france.net

